



US00D498006S1

(12) **United States Design Patent**
Bobel

(10) **Patent No.:** **US D498,006 S**

(45) **Date of Patent:** **** Nov. 2, 2004**

(54) **COMPACT FLUORESCENT REFLECTOR LAMP**

D468,456 S * 1/2003 Bobel D26/2
D469,890 S * 2/2003 Bobel D26/2
D470,610 S * 2/2003 Bobel D26/2

(76) Inventor: **Andrzej Bobel**, 640 Leland Ct., Lake Forest, IL (US) 60045

* cited by examiner

(**) Term: **14 Years**

Primary Examiner—Marcus A. Jackson

(21) Appl. No.: **29/194,052**

(57) **CLAIM**

(22) Filed: **Nov. 19, 2003**

The ornamental design for a compact fluorescent reflector lamp, as shown.

(51) **LOC (7) Cl.** **26-06**

(52) **U.S. Cl.** **D26/2**

(58) **Field of Search** D26/1-4; 313/313, 313/315, 317, 318, 493; 315/52, 53, 56, 57, 58; 362/326-340

DESCRIPTION

FIG. 1 is a side view if the compact fluorescent reflector lamp;
FIG. 2 is a side perspective view if the compact fluorescent reflector lamp;
FIG. 3 is a side perspective view thereof;
FIG. 4 is a bottom view thereof; and,
FIG. 5 is a top view thereof.

(56) **References Cited**

U.S. PATENT DOCUMENTS

D435,576 S * 12/2000 McBride D26/2

1 Claim, 3 Drawing Sheets

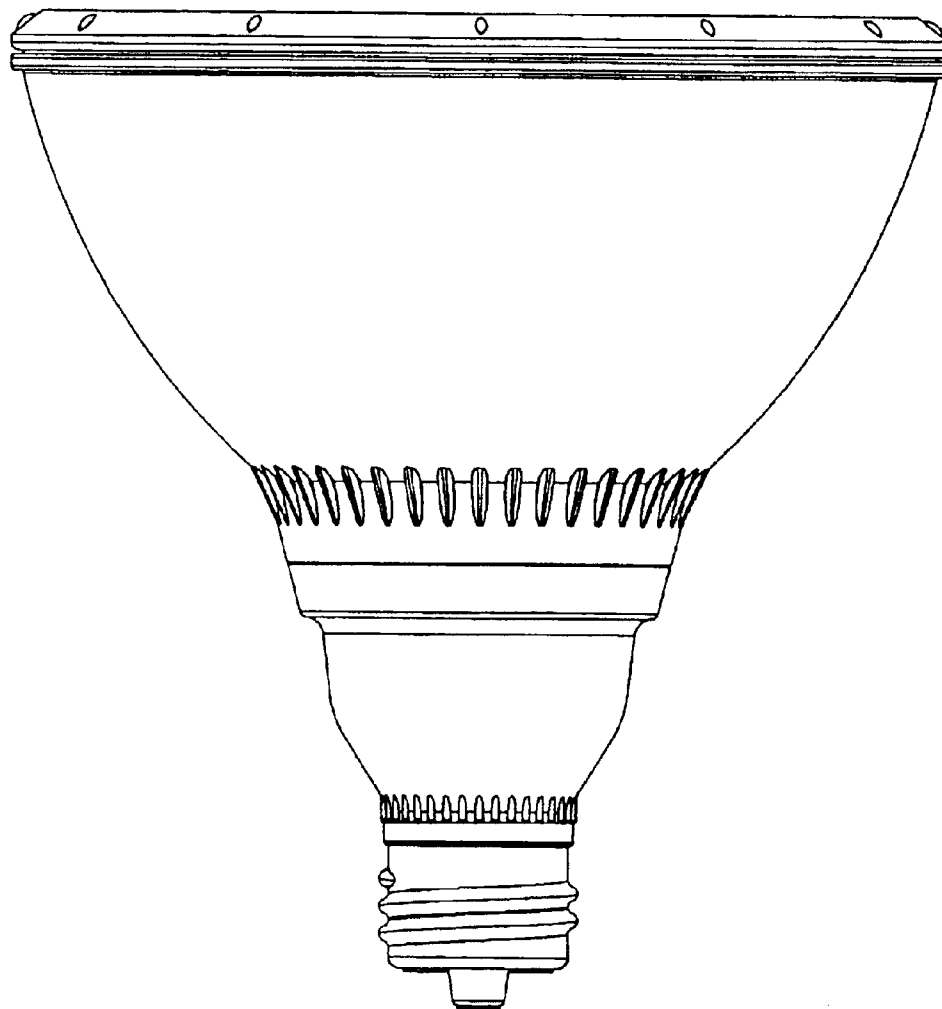
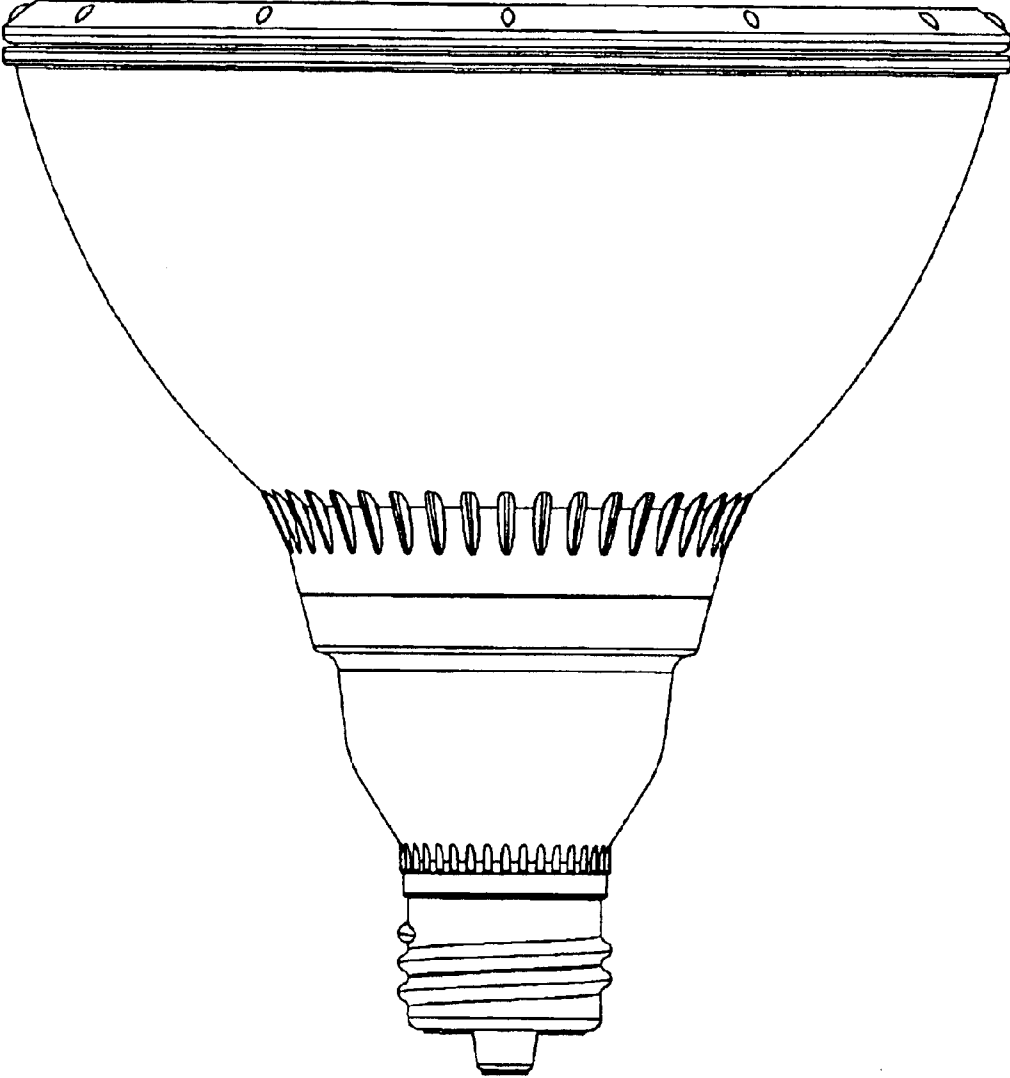


Fig. 1



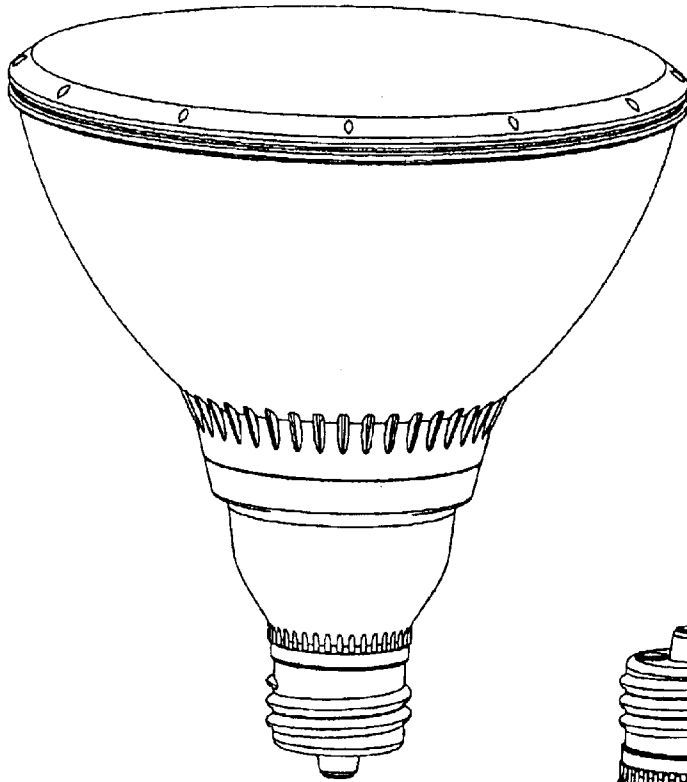


Fig. 2




Fig. 3

Fig. 4

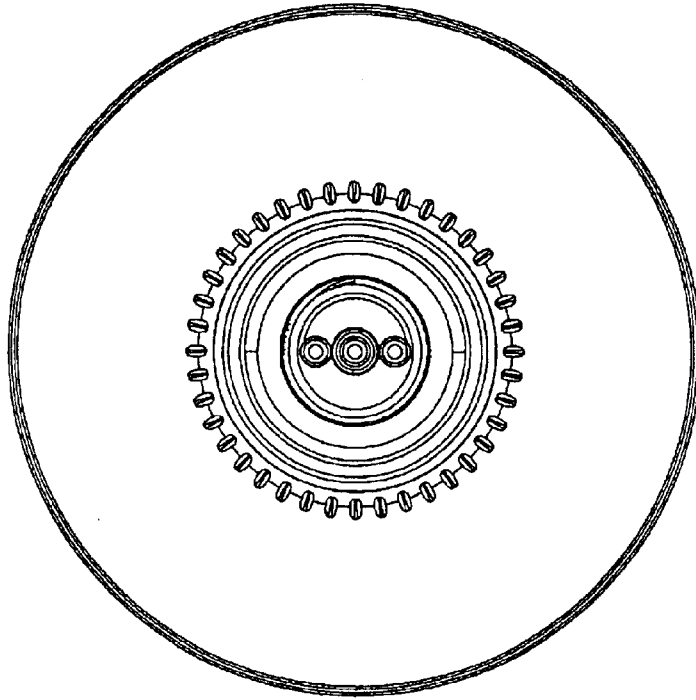


Fig. 5

