



US00D471294S

(12) **United States Design Patent**
Bobel

(10) **Patent No.:** **US D471,294 S**

(45) **Date of Patent:** **** Mar. 4, 2003**

(54) **COMPACT FLUORESCENT LAMP**

D427,695 S * 7/2000 Ho D26/2
D432,685 S * 10/2000 Yim D26/2

(76) Inventor: **Andrzej Bobel**, 640 Leland Ct., Lake Forest, IL (US) 60045

* cited by examiner

(**) Term: **14 Years**

Primary Examiner—Marcus A. Jackson

(21) Appl. No.: **29/158,600**

(57) **CLAIM**

(22) Filed: **Apr. 5, 2002**

The ornamental design for a compact fluorescent lamp, as shown.

(51) **LOC (7) Cl.** **26-04**

DESCRIPTION

(52) **U.S. Cl.** **D26/2**

(58) **Field of Search** D26/1, 2, 3, 4,
D26/26; 313/31, 315, 317, 318, 493; 315/53,
56, 57, 58

FIG. 1 is a side view of the compact fluorescent lamp;
FIG. 2 is a side perspective view of the compact fluorescent lamp;
FIG. 3 is a side perspective view thereof;
FIG. 4 is a top view thereof; and,
FIG. 5 is bottom view thereof.

(56) **References Cited**

U.S. PATENT DOCUMENTS

D411,890 S * 7/1999 Kato et al. D26/2

1 Claim, 5 Drawing Sheets

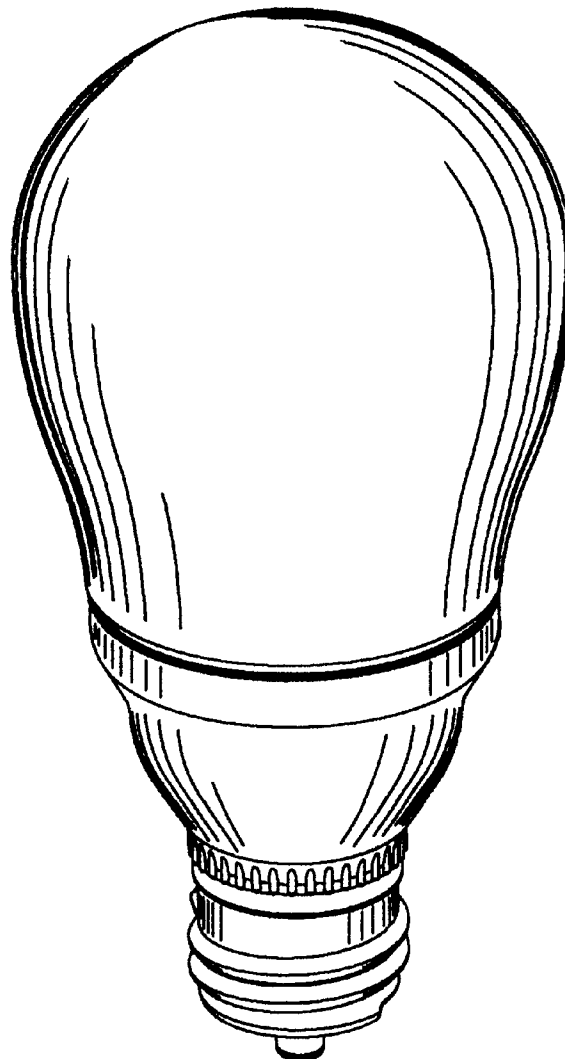


FIG. 1

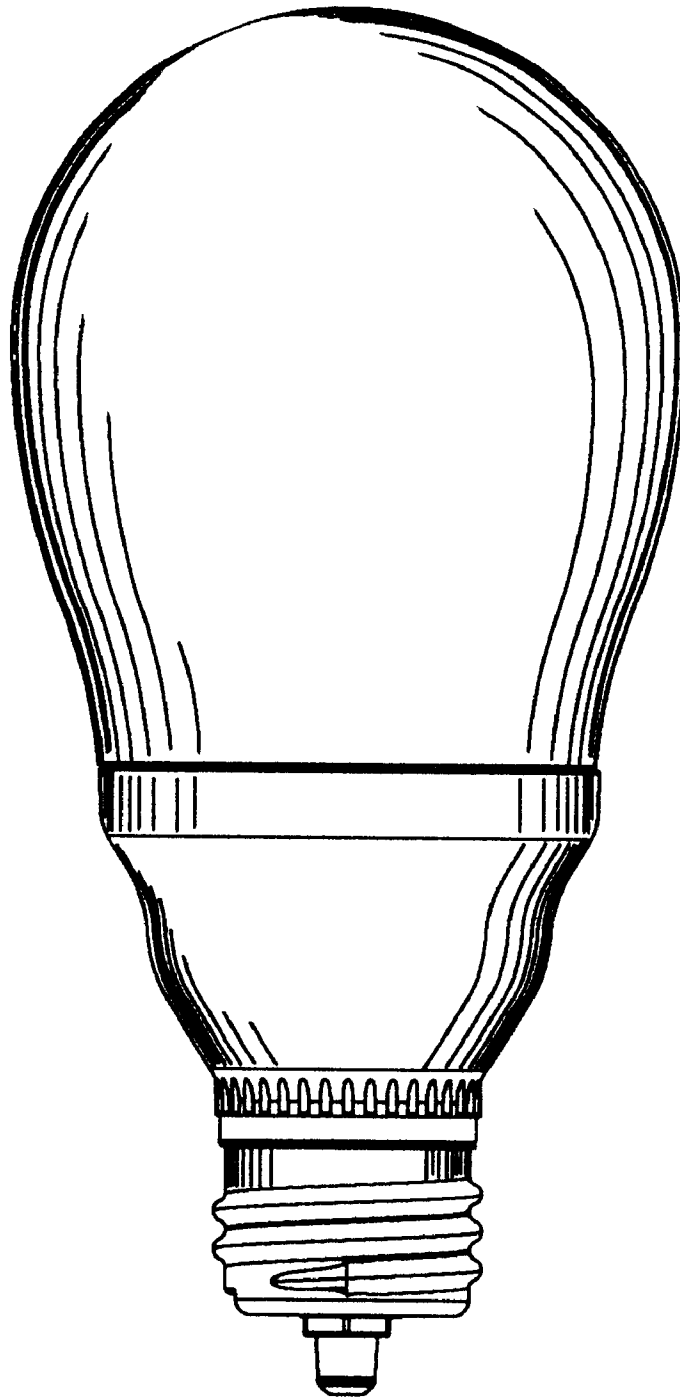


FIG. 2

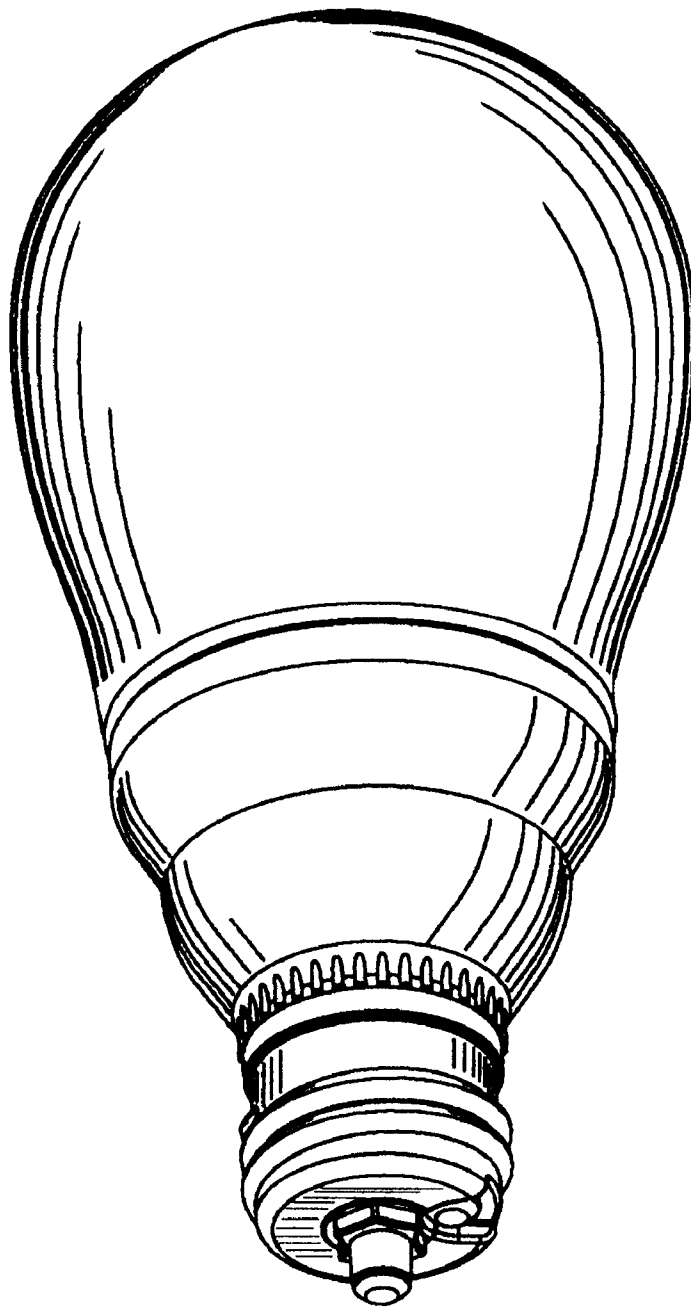


FIG. 3

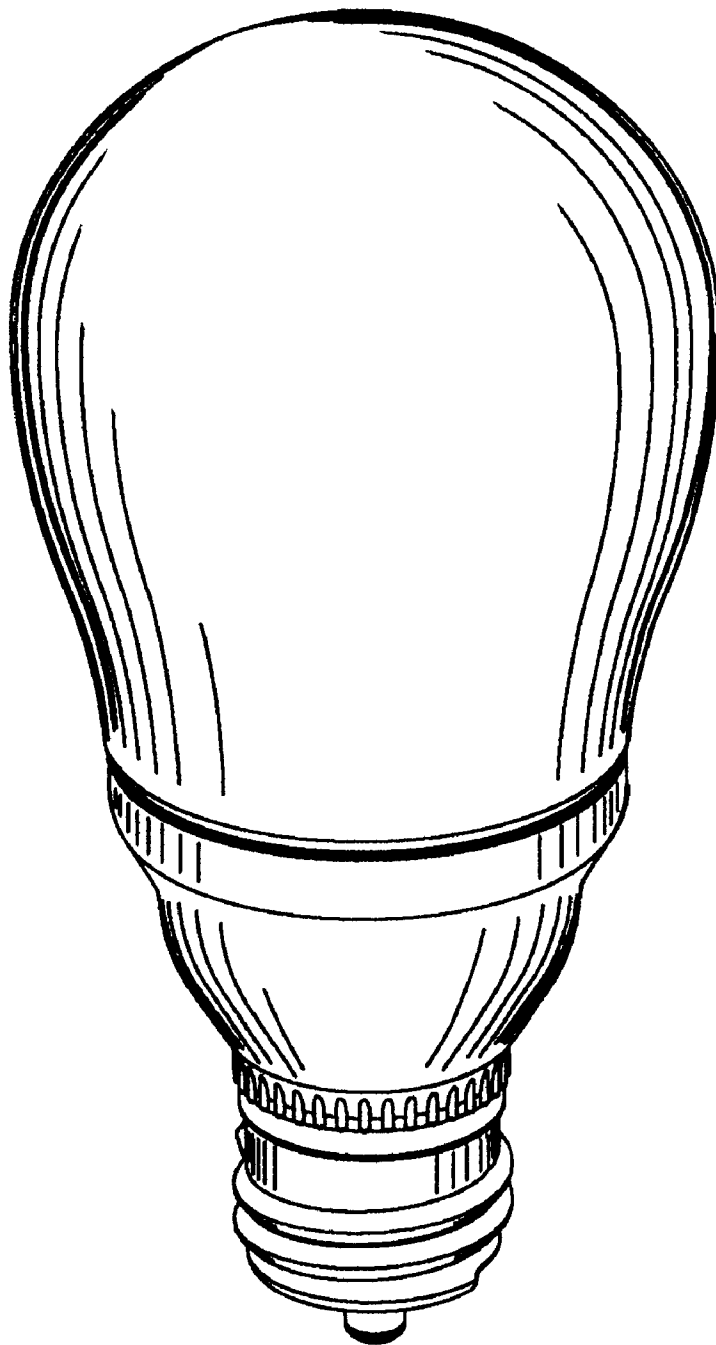


FIG. 4




FIG. 5

