



US00D471296S

(12) **United States Design Patent**
Bobel

(10) **Patent No.:** **US D471,296 S**

(45) **Date of Patent:** **** Mar. 4, 2003**

(54) **FLUORESCENT LAMP GLASS TUBE
BENDING SHAPE**

Primary Examiner—Marcus A. Jackson

(76) Inventor: **Andrzej Bobel**, 640 Leland Ct., Lake Forest, IL (US) 60045

(57) **CLAIM**

The ornamental design for a novel fluorescent lamp glass tube bending shape, as shown and described.

(**) Term: **14 Years**

DESCRIPTION

(21) Appl. No.: **29/136,295**

FIG. 1 is a side elevational view of a fluorescent lamp glass tube showing my novel design of bending shape, the opposite side being a mirror image;

(22) Filed: **Jan. 29, 2001**

FIG. 2 is a side elevational view rotated 90 degrees with respect to FIG. 1;

(51) **LOC (7) Cl.** **26-06**

(52) **U.S. Cl.** **D26/3**

(58) **Field of Search** D26/1, 2, 3; 313/313, 313/315, 317; 315/313, 315; 362/318, 493

FIG. 3 is a top plan view thereof;

(56) **References Cited**

FIG. 4 is a bottom view thereof; and,

U.S. PATENT DOCUMENTS

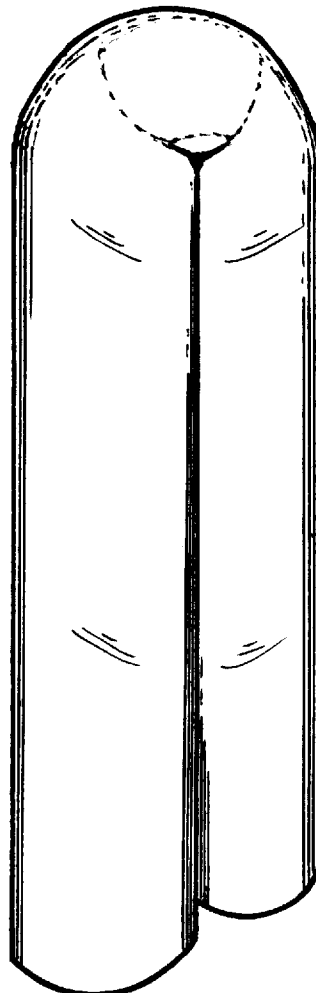
FIG. 5 is a perspective view thereof.

4,853,591 A * 8/1989 Klein et al. 313/493

D349,969 S * 8/1994 Yang D26/3

* cited by examiner

1 Claim, 2 Drawing Sheets



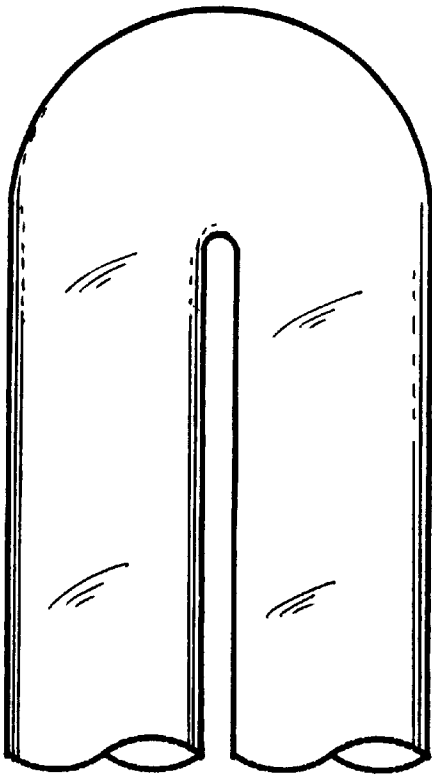


Fig.1




Fig.2




Fig.3




Fig.4

Fig. 5

