

Incredible **100,000** hrs

GENERAL DESCRIPTION

Neptun's LED parking lot fixtures combine architectural form and versatility to make it an excellent choice for new construction or retrofit applications. Offered in a variety of wattages and distribution types to provide maximum flexibility in all types of applications. The High output LED's and custom engineered optics provide excellent uniformity and efficiency. It can replace existing HID & HPS fixtures up to 750W

APPLICATION

- Parking Lot Lighting
- Street Lighting
- Walkway Lighting
- Area Lighting
- Security Lighting
- Storage Area Lighting

STRUCTURE, MATERIALS, & FEATURES

- Heavy-gauge, die-cast aluminum housing.
- Corrosion resistant electrocoat bronze finish.
- Slim, state of the art, low profile design for minimum wind load resistance.
- Continuous silicone gasket surrounds lens for weather tight seal.
- High Output LED's with sealed polycarbonate optics lens.
- High power factor, low THD driver with 6kV/3kA surge protection.
- InstantON flicker-free Cold Start and Hot Re-Start.
- Up to 20 years Maintenance free operation.
- 5 Year Warranty on complete fixture. (LED's, Driver, & Housing)
- **Optional:** 0-10V Dimming, Bi-Level Dimming, Wi-Fi Control, Remote Monitoring and ON/ OFF Control

ORDERING INFORMATION

Sample Number: LED-SPL-200-UNV-0-10VDIM-SF-850-LD-T3-BRZ
Custom options and accessories available. Please consult factory

Series	Wattage	Voltage	Options	Mounting	CCT	Accessories	Optics	Color
LED-SPL = Area / Parking Fixture	200 = 200 W 240 = 240 W	UNV = 120-277 VAC 347V = 347 VAC 480V = 480 VAC	0-10VDIM = 0-10V Dimming BL-DIM = Bi-Level Dimming * * Includes Motion Sensor	SA = Side Arm RSA = Side Arm (round pole adapter) SF = Slip Fitter YK = Yoke Bracket	830 = 3000°K 841 = 4100°K 850 = 5000°K	LD = Twistlock Photocell MD = Motion Sensor ON/OFF SP = 20kV/10kA surge protector	T2 = Type II T3 = Type III T5 = Type V	BRZ = Bronze * Custom Colors Available



lightinnovations@work™

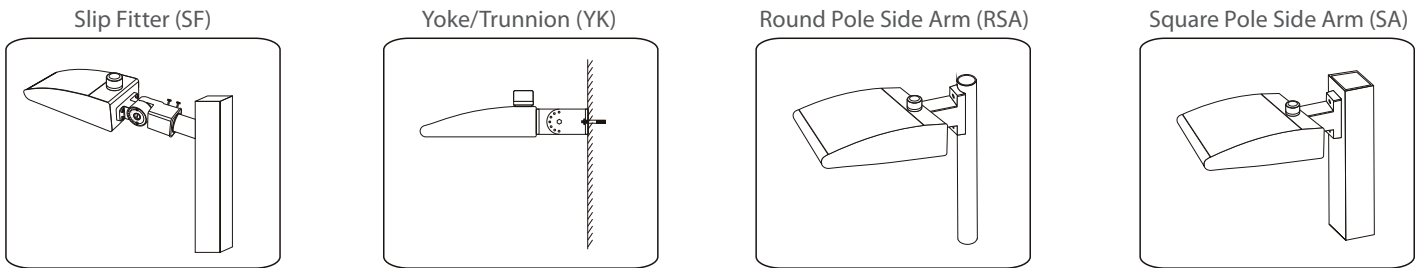
PRODUCT INFORMATION

Model No.	Description	Input Watts	Delivered Lumens	Universal Line Voltage (VAC)	Max Line Current (Amp) @ 120 - 277	THD	Power Factor	Weight
LED-SPL-200-UNV	LED Area/Flood Fixture	200	26,000	120-277	1.74 - 0.75	<15%	>0.95	20 lbs
LED-SPL-240-UNV	LED Area/Flood Fixture	240	31,200	120-277	2.10 - 0.90	<15%	>0.95	20 lbs

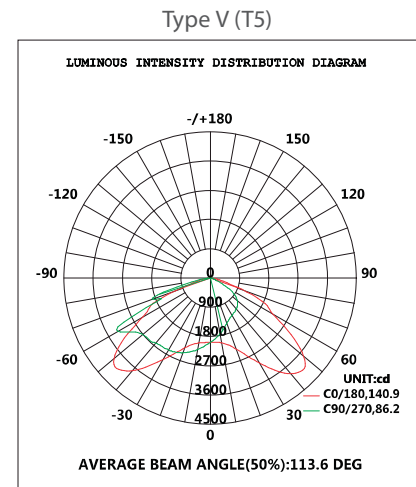
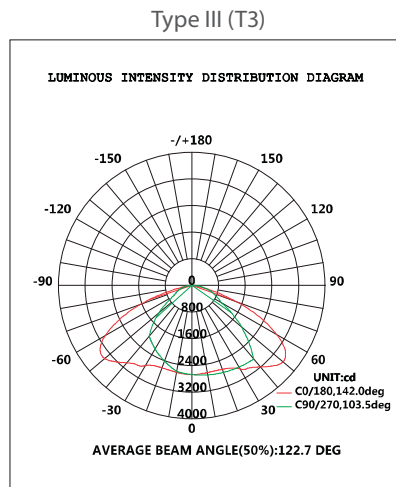
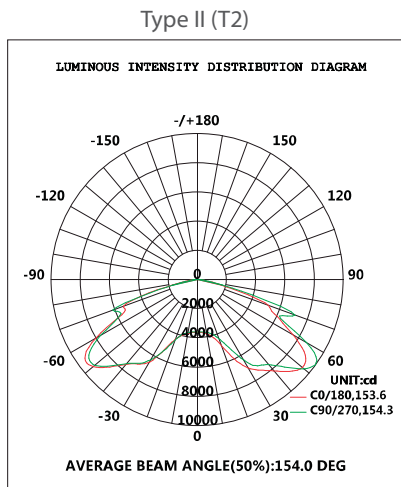
SPECIFICATIONS

- Driver Constant Current
- Start Method InstantON
- Hot Re-start InstantON
- Driver UL Rating Class 1
- Driver UL Outdoor Rated Wet Location
- Sound Rating Class A
- ANSI Surge Protection IEEE C62.41 C High
- Driver Off-State Draw 0 Watts
- Universal Input Line Voltage 120-277 VAC
- Input Line Frequency 50/60 Hz
- Projected (L70) @ 25°C > 100,000 hrs.
- Color Temperature Multiple (± 300°K)
- Color Rendering Index (CRI) > 80
- Minimum Starting Temperature -35°C
- Maximum Starting Temperature +55°C
- Lumens per Watt > 130
- Shock / Vibration Resistant Yes
- Power Factor > 0.95
- Total Harmonic Distortion < 15%
- Inrush Current Peak < 10 Amp
- FCC Compliance Part 15, Subp. C
- ETL Listed / UL Standard 1598 Yes
- EPA Rating 0.71 ft.²
- Driver IP Rating IP67
- Optics IP Rating IP66
- Warranty 5 Year

MOUNTING OPTIONS



PHOTOMETRICS (See Complete IES File)



Neptun Light, Inc.
 13950 Business Center Drive
 Lake Forest, IL 60045
 Fax: 847.735.8004

Neptun Light, Inc. reserves the right to change materials or modify the design of its product without notification as part of the company's continuing product improvement program.
 ©2002-2018 Neptun Light, Inc. All rights reserved.

Spec. Rev. 1-2018