



US00D470609S

(12) **United States Design Patent**
Bobel

(10) **Patent No.:** **US D470,609 S**

(45) **Date of Patent:** **** Feb. 18, 2003**

(54) **COMPACT FLUORESCENT LAMP**

D372,992 S * 8/1996 Martich et al. D26/3
D437,645 S * 2/2001 Sung et al. D26/2

(76) Inventor: **Andrzej Bobel**, 640 Leland Ct., Lake Forest, IL (US) 60045

* cited by examiner

(**) Term: **14 Years**

Primary Examiner—Marcus A. Jackson

(21) Appl. No.: **29/158,649**

(57) **CLAIM**

(22) Filed: **Apr. 5, 2002**

The ornamental design for a compact fluorescent lamp, as shown.

(51) **LOC (7) Cl.** **26-04**

DESCRIPTION

(52) **U.S. Cl.** **D26/2**

(58) **Field of Search** D26/1, 2, 3, 4,
D26/26; 313/313, 315, 317, 318, 493; 315/52,
53, 56, 57; 362/216

FIG. 1 is a side view of the compact fluorescent lamp;
FIG. 2 is a side perspective view of the compact fluorescent lamp;
FIG. 3 is a side perspective view thereof;
FIG. 4 is a top view thereof; and,
FIG. 5 is bottom view thereof.

(56) **References Cited**

U.S. PATENT DOCUMENTS

D321,404 S * 11/1991 Falini D26/2

1 Claim, 5 Drawing Sheets

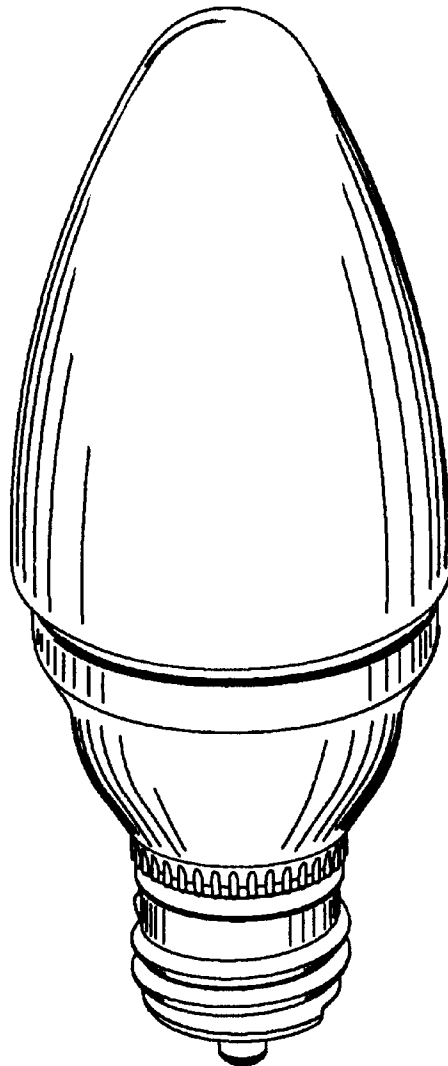


FIG. 1

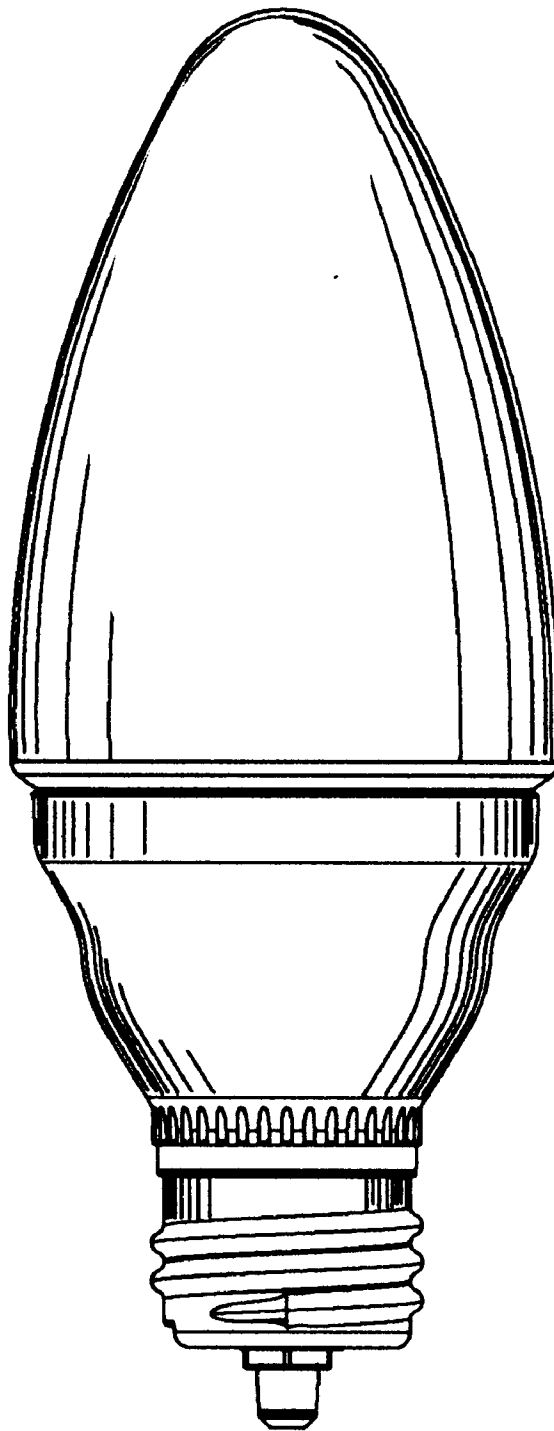


FIG. 2

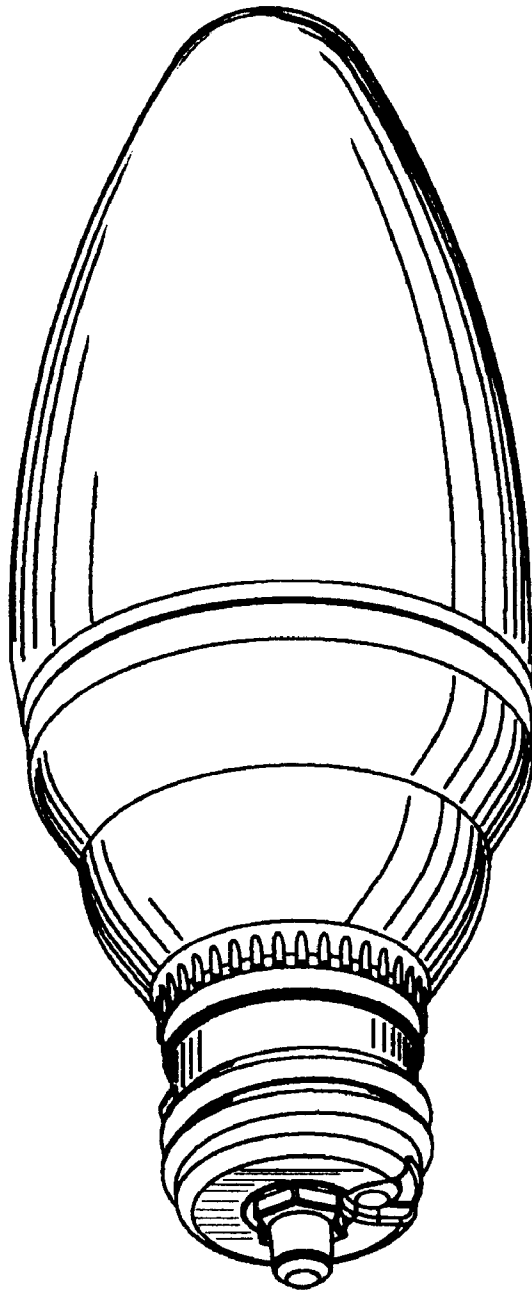


FIG. 3

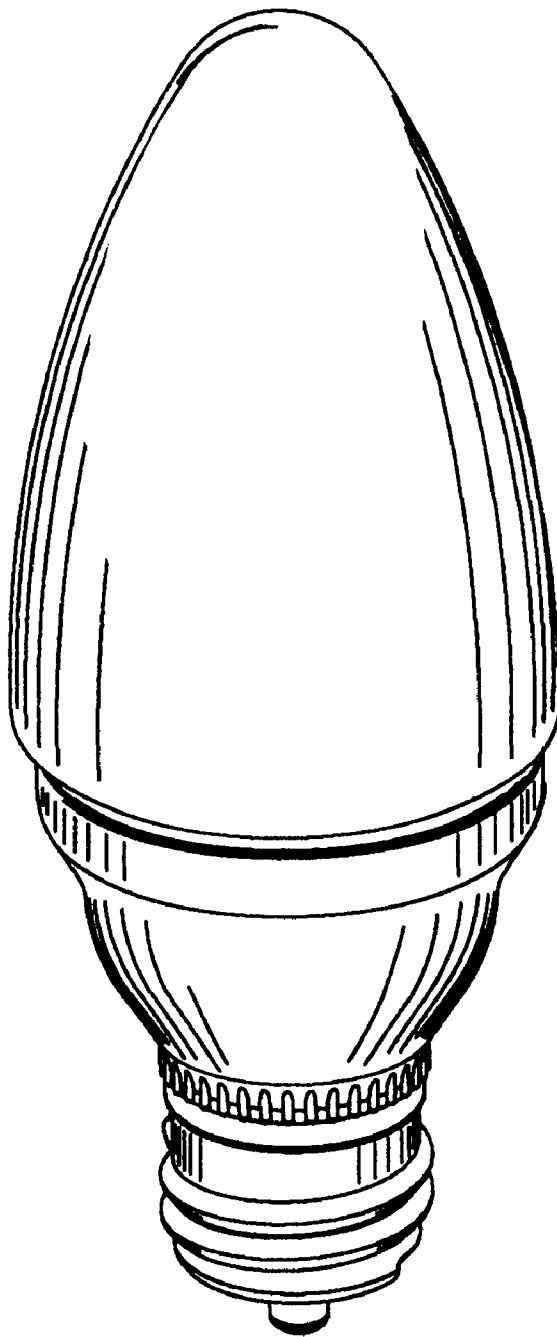


FIG. 4

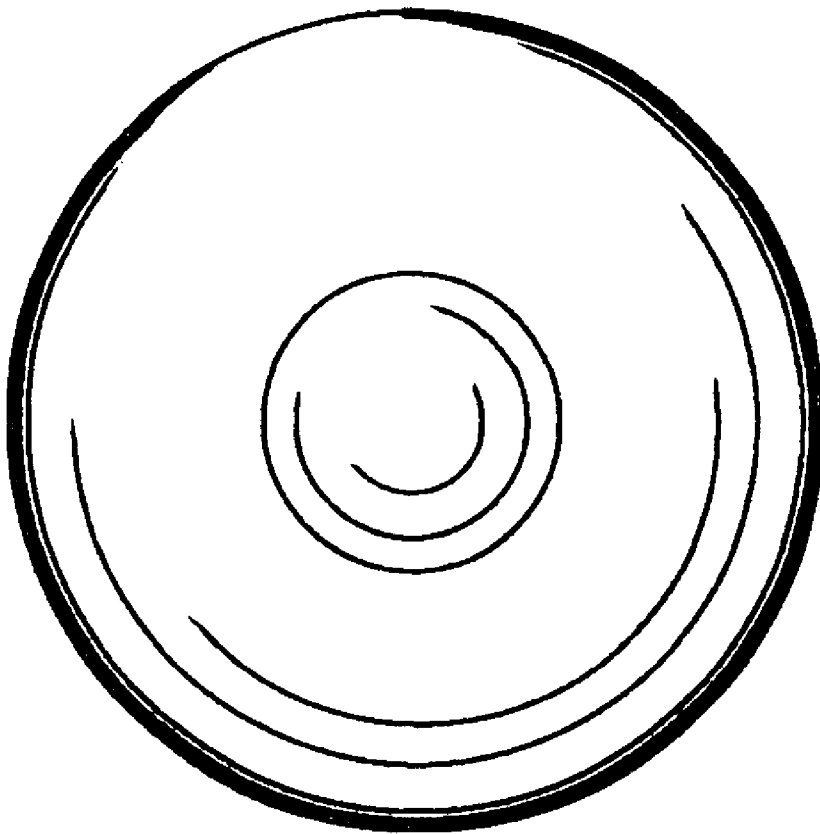


FIG. 5

